

A60X Semiconductor Protection Fuses

A60X Amp-Trap® Form 101 Semiconductor Protection fuses are popular for the protection of higher voltage heavy rectifiers such as traction rectifiers. They can carry long sustained overloads common with heavy duty apparatus. 700A through 2000A sizes are of compact, hockey-puck design, able to provide high power protection in a small space.

Features/Benefits:

- Low I^2t minimizes damage to protected components on short circuit
- Controlled arc voltage reduces stress to circuit components during fuse clearing
- Choice of mounting types helps in equipment design

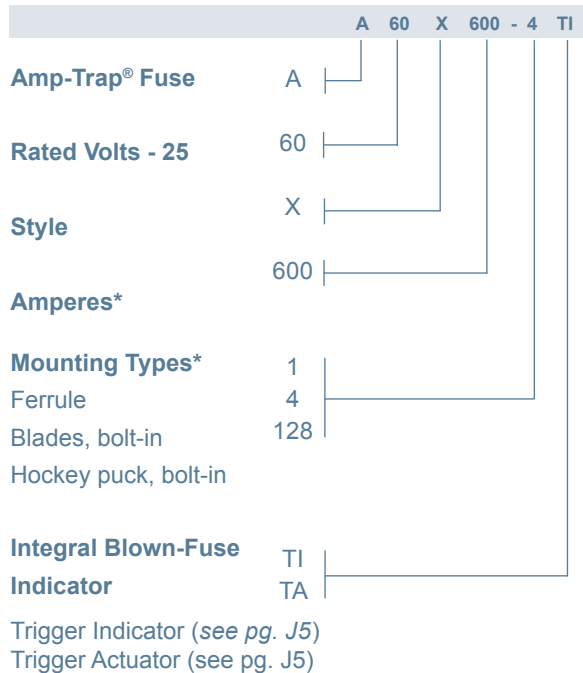
Highlights:

- Fast acting
- Current limiting
- Low I^2t
- Indicator options available

Applications:

- Protection of heavy traction and electrochemical as well as rectifiers and other heavy-duty equipment

Catalog Numbering System



* For ampere ratings and styles not listed, call Technical Services at 978-465-4853.

Single Pole Fuse Blocks for A60X Fuses

Fuse Ampere Rating	Fuse Block Catalog No.
1-30	60316
31-60	P243C
61-100	P243C
101-200	P243C
201-400	P266A
401-600	P266A



Ratings:

Volts : 600VAC
Amps : 1 to 2000A
I.R. : 100kA I.R. AC

Approvals:

- UL recognized component
UL file E60314
- AC: UL guide no. JFHR2
(35-800A)



A60X Semiconductor Protection Fuses

Catalog Numbers (amps)

Catalog No.	Dimen. Fig.	Catalog No.	Dimen. Fig.	Catalog No.	Dimen. Fig.
A60X1-1	1	A60X80-4TA	4	A60X400-4	3
A60X2-1	1	A60X90-4	3	A60X400-4TA	4
A60X3-1	1	A60X100-4	3	A60X400-4TI	3
A60X4-1	1	A60X100-4TA	4	A60X450-4	3
A60X5-1	1	-	3	A60X450-4TA	4
A60X6-1	1	A60X125-4	3	A60X500-4	3
A60X7-1	1	A60X125-4TA	4	A60X500-4TA	4
A60X8-1	1	A60X150-4	3	A60X500-4TI	3
A60X10-1	1	A60X150-4TA	4	A60X600-4	3
A60X12-1	1	A60X175-4	3	A60X600-4TA	4
A60X15-1	1	A60X200-4	3	A60X600-4TI	3
A60X20-1	1	A60X200-4TA	4	A60X700-4	5
A60X25-1	1	A60X200-4TI	3	A60X700-128	7
A60X30-1	1	A60X225-4	3	A60X800-4	5
A60X35-4	2	A60X250-4	3	A60X800-4TA	6
A60X40-4	2	A60X250-4TA	4	A60X800-128	7
A60X45-4	2	A60X250-4TI	3	A60X1000-128	8
A60X50-4	2	A60X300-4	3	A60X1200-128	8
A60X55-4	2	A60X300-4TA	4	A60X1500-128	8
A60X60-4	2	A60X300-4TI	3	A60X1600-128	8
A60X70-4	3	A60X350-4	3	A60X1800-128	8
A60X80-4	3	A60X350-4TA	4	A60X2000-128	8

* For ampere ratings and styles not listed, call Technical Services at 978-465-4853.

Dimensions

Outline Ref.	Mounting Type	Fig.	Dimensions - Inches (mm)								Tap	
			A	B	C	D	E	F	G	H		
A60X1 to 30	1	1	5.00 (127)	.81 (20.6)	-	-	-	-	-	-	-	-
A60X35 to 60	4	2	4.38 (111)	.81 (20.6)	2.78 (70.6)	3.69 (93.7)	3.44 (87.4)	.34 (8.6)	.72 (18.3)	.13 (3.3)	-	
A60X70 to 100	4, 4TI*, 4TA	3, 4*	4.41 (112)	1.00 (25.4)	2.91 (73.9)	3.72 (94.5)	3.59 (91.2)	.31 (7.9)	.75 (19.1)	.13 (3.3)	-	
A60X125 to 200	4, 4TI*, 4TA	3, 4*	4.41 (112)	1.22 (31.0)	2.91 (73.9)	3.72 (94.5)	3.59 (91.2)	.31 (7.9)	1.00 (25.4)	.19 (4.8)	-	
A60X225 to 400	4, 4TI*, 4TA	3, 4*	5.13 (130)	1.50 (38.1)	2.88 (73.2)	4.19 (106)	3.56 (90.4)	.41 (10.4)	1.00 (25.4)	.25 (6.4)	-	
A60X450 to 600	4, 4TI*, 4TA	3, 4*	5.13 (130)	2.00 (50.8)	2.88 (73.2)	4.06 (103)	3.69 (93.7)	.41 (10.4)	1.50 (38.1)	.25 (6.4)	-	
A60X700 to 800	4, 4TA*	5, 6*	7.25 (184)	2.50 (63.5)	3.00 (76.2)	5.94 (151)	4.56 (116)	.53 (13.5)	2.00 (50.8)	.38 (9.7)	-	
A60X700 to 800	128	7	4.00 (102)	3.00 (76.2)	3.75 (95.3)	2.50 (63.5)	1.50 (38.1)	-	-	-	3/8-24-1/2 Deep	
A60X1000 to 1200	128	8	4.00 (102)	3.50 (88.9)	3.75 (95.3)	3.00 (76.2)	1.50 (38.1)	1.50 (38.1)	-	-	3/8-24-1/2 Deep	
A60X1500 to 2000	128	8	4.00 (102)	4.50 (114)	3.75 (95.3)	3.75 (95.3)	1.50 (38.1)	1.50 (38.1)	-	-	1/2-20-1/2 Deep	

* Optional Trigger Actuator (TA) or Trigger Indicator (TI)

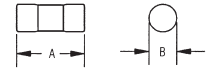


Figure 1

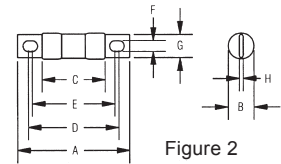


Figure 2

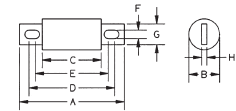


Figure 3

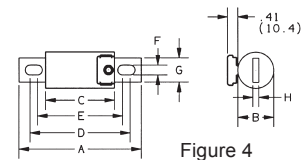


Figure 4

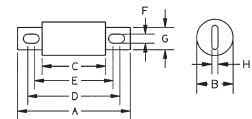


Figure 5

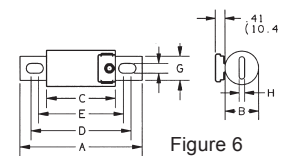


Figure 6

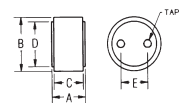


Figure 7

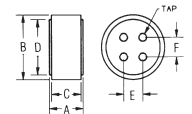


Figure 8